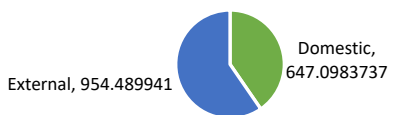

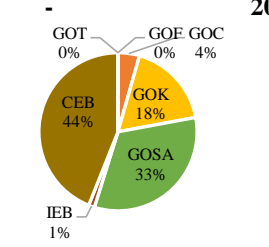
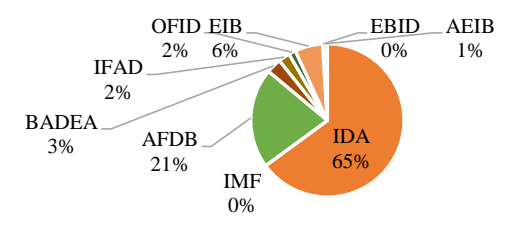


## Ministry of Finance and Development Planning Republic of Liberia

Public and Publicly Guaranteed Debt										
Monthly Flash										
Debt Bulletin as at end of Jan_2021										
Year :	2021	Month :	Jan							
	Current	Q Prior	2Q Prior	FY Prior	Variations					
Year (Million USD)	Jan_2021	Oct_2020	Jul_2020	Jan_2020	%DiffQ Prior	%Diff2Q Prior	%DiffFY Prior	% of GDP	% of Revenue	% of Exports
<b>Total Debt Stock</b>	<b>1601.6</b>	<b>1583.7</b>	<b>1531.4</b>	<b>1465.8</b>	<b>1.1%</b>	<b>4.6%</b>	<b>9.3%</b>	<b>51.9%</b>	<b>-</b>	<b>288.5%</b>
										
										
<b>Domestic</b>	<b>647.1</b>	<b>644.5</b>	<b>607.0</b>	<b>604.4</b>	<b>0.4%</b>	<b>6.6%</b>	<b>7.1%</b>	<b>21.0%</b>	<b>-</b>	<b>116.6%</b>
CBL	487.5	487.5	487.5	487.5	0.0%	0.0%	0.0%			
Commercial Banks	102.1	98.5	55.9	65.2	4%	83%	56%			
Other Institutions	47.2	47.2	50.6	51.5	0%	-7%	-8%			
Claims	10.4	11.3	13.0	0.2	-8%	-21%	5508%			
Discretionary	0.0	0.0	0.0	0.0	-	-	-			
<b>External</b>	<b>954.5</b>	<b>939.2</b>	<b>924.4</b>	<b>861.4</b>	<b>1.6%</b>	<b>3.3%</b>	<b>10.8%</b>	<b>30.9%</b>	<b>-</b>	<b>171.9%</b>
<b>Multilateral</b>	<b>841.8</b>	<b>826.2</b>	<b>810.5</b>	<b>747.9</b>	<b>1.9%</b>	<b>3.9%</b>	<b>12.6%</b>	<b>27.3%</b>	<b>-</b>	<b>151.6%</b>
IDA	546.7	541.8	523.9	478.0	0.9%	4.3%	14.4%			
IMF	0.0	0.0	0.0	0.0	-	-	-			
AFDB	177.9	167.8	167.0	157.1	6.0%	6.5%	13.2%			
BADEA	26.7	26.7	27.0	27.5	0.0%	-1.0%	-2.8%			
IFAD	20.4	18.9	18.7	18.4	8.5%	9.2%	11.3%			
OFID	12.3	12.5	12.4	12.2	-1.6%	-0.4%	1.1%			
EIB	49.3	50.0	52.9	52.9	-1.3%	-6.8%	-6.8%			
EBID	1.8	1.9	1.9	1.9	-3.9%	-3.9%	-7.4%			
AEIB	6.7	6.7	6.7	0.0	0.0%	0.0%	-			
<b>Bilateral</b>	<b>112.7</b>	<b>113.0</b>	<b>114.0</b>	<b>113.5</b>	<b>-0.3%</b>	<b>-1.1%</b>	<b>-0.7%</b>	<b>3.7%</b>	<b>-</b>	<b>20.3%</b>
GOC	4.9	4.9	4.9	4.9	0.0%	0.0%	0.0%			
GOK	19.9	20.2	19.9	19.4	-1.5%	0.1%	2.6%			
GOSA	36.9	36.9	36.9	36.9	0.0%	0.0%	0.0%			
IEB	1.4	1.4	1.4	1.4	0.0%	0.0%	0.0%			
CEB	49.5	49.5	49.5	49.5	0.0%	0.0%	0.0%			
GOT	0.0	0.0	1.3	1.3	-	-100.0%	-100.0%			
GOF	0.0	0.0	0.0	0.0	-	-	-			
<b>Total Debt Service</b>	<b>3.2</b>	<b>9.3</b>	<b>0.5</b>	<b>2.0</b>	<b>-0.7</b>	<b>5.7</b>	<b>0.6</b>	<b>0.1%</b>	<b>-</b>	<b>0.6%</b>
<b>Principle Repayment</b>	<b>0.3</b>	<b>5.8</b>	<b>0.1</b>	<b>0.3</b>	<b>-0.9</b>	<b>3.5</b>	<b>0.0</b>			



<b>Domestic</b>	0.2	5.4	0.0	0.0	-1.0	-	-	
CBL	0.0	0.0	0.0	0.0	-	-	-	Discretionary 0
Commercial Banks	0.0	1.7	0.0	0.0	-1.0	-	-	Claims 0.2391109 4
Other Institutions	0.0	3.4	0.0	0.0	-1.0	-	-	Other Institutions 0
Claims	0.2	0.4	0.0	0.0	-0.4	-	-	Commercial Banks 0
Discretionary	0.0	0.0	0.0	0.0	-	-	-	CBL 0
<b>External</b>	0.1	0.4	0.1	0.3	-0.8	0.1	-0.8	
<b>Multilateral</b>	0.1	0.4	0.1	0.3	-0.8	0.0	-0.8	
IDA	0.0	0.0	0.0	0.0	-	-	-	AEIB 0
IMF	0.0	0.0	0.0	0.0	-	-	-	EBID 0.07246262
AFDB	0.0	0.2	0.0	0.0	-1.0	-	-	EIB 0
BADEA	0.0	0.0	0.0	0.0	-	-	-	OFID 0
IFAD	0.0	0.0	0.0	0.0	-	-	-	IFAD 0
OFID	0.0	0.2	0.0	0.2	-1.0	-	-1.0	BADEA 0
EIB	0.0	0.0	0.0	0.0	-	-	-	AFDB 0
EBID	0.1	0.0	0.1	0.1	-	0.0	0.1	IMF 0
AEIB	0.0	0.0	0.0	0.0	-	-	-	IDA 0
<b>Bilateral</b>	0.0	0.0	0.0	0.0	-	-	-	
GOC	0.0	0.0	0.0	0.0	-	-	-	GOF 0
GOK	0.0	0.0	0.0	0.0	-	-	-	GOT 0
GOSA	0.0	0.0	0.0	0.0	-	-	-	CEB 0
IEB	0.0	0.0	0.0	0.0	-	-	-	IEB 0
CEB	0.0	0.0	0.0	0.0	-	-	-	GOSA 0
GOT	0.0	0.0	0.0	0.0	-	-	-	GOK 0.00213468
GOF	0.0	0.0	0.0	0.0	-	-	-	GOC 0
<b>Subscription</b>	<b>0.0</b>	<b>0.0</b>	<b>0.0</b>	<b>0.2</b>	<b>-</b>	<b>-</b>	<b>-1.0</b>	
<b>Interest</b>	<b>2.9</b>	<b>3.5</b>	<b>0.4</b>	<b>1.5</b>	<b>-0.2</b>	<b>6.0</b>	<b>1.0</b>	
<b>Domestic</b>	2.5	2.5	0.0	0.0	0.0	-	-	
CBL	2.5	1.3	0.0	0.0	1.0	-	-	Discretionary 0
Commercial Bank	0.0	1.2	0.0	0.0	-1.0	-	-	Claims 0
Other Institutions	0.0	0.0	0.0	0.0	-	-	-	Other Institutions 0
Claims	0.0	0.0	0.0	0.0	-	-	-	Commercial Banks 0
Discretionary	0.0	0.0	0.0	0.0	-	-	-	CBL 2.5429537 6
<b>External</b>	0.4	1.0	0.4	1.5	-0.6	-0.1	-0.7	
<b>Multilateral</b>	0.4	0.9	0.4	1.2	-0.6	-0.1	-0.7	
IDA	0.1	0.3	0.1	0.9	-0.8	0.1	-0.9	AEIB 0 0.0881805
IMF	0.0	0.0	0.0	0.0	-	-	-	EIB 0 8
AFDB	0.2	0.6	0.2	0.3	-0.6	0.0	-0.2	EIB 0
BADEA	0.0	0.0	0.0	0.0	-	-	-	IFAD 0.0035
IFAD	0.0	0.0	0.0	0.0	-	-	-	IFAD 0
OFID	0.0	0.1	0.1	0.0	-1.0	-1.0	-	AFDB 0.2136281 5
EIB	0.0	0.0	0.0	0.0	-	-	-	IDA 0.0704518 2

EBID	0.1	0.0	0.1	0.1	-	0.0	0.0	2
AEIB	0.0	0.0	0.0	0.0	-	-	-	
<b>Bilateral</b>	<b>0.0</b>	<b>0.1</b>	<b>0.0</b>	<b>0.3</b>	<b>-0.8</b>	<b>-</b>	<b>-0.9</b>	
GOC	0.0	0.0	0.0	0.0	-	-	-	
GOK	0.0	0.1	0.0	0.1	-1.0	-	-1.0	GOF 0
GOSA	0.0	0.0	0.0	0.2	-	-	-1.0	GOT 0
IEB	0.0	0.0	0.0	0.0	-	-	-	CEB 0
CEB	0.0	0.0	0.0	0.0	-	-	-	IEB 0.0121385
GOT	0.0	0.0	0.0	0.0	-	-	-	GOSA 0.0041353
GOF	0.0	0.0	0.0	0.0	-	-	-	GOK 5
								GOC 0
<b>Disbursement</b>	<b>1.6</b>	<b>13.5</b>	<b>10.2</b>	<b>10.9</b>	<b>-0.9</b>	<b>-0.8</b>	<b>-0.9</b>	
<b>Multilateral</b>	<b>1.6</b>	<b>13.5</b>	<b>10.2</b>	<b>10.9</b>	<b>-0.9</b>	<b>-0.8</b>	<b>-0.9</b>	
IDA	0.0	13.5	4.1	10.2	-1.0	-1.0	-1.0	AEIB 0
IMF	0.0	0.0	0.0	0.0	-	-	-	EBID 0
AFDB	0.0	0.0	6.1	0.3	-	-1.0	-1.0	EIB 0
BADEA	0.0	0.0	0.0	0.0	-	-	-	OFID 0
IFAD	1.6	0.0	0.0	0.0	-	-	-	IFAD 1.5988844
OFID	0.0	0.0	0.0	0.4	-	-	-1.0	BADEA 0
EIB	0.0	0.0	0.0	0.0	-	-	-	AFDB 0
EBID	0.0	0.0	0.0	0.0	-	-	-	IMF 0
AEIB	0.0	0.0	0.0	0.0	-	-	-	IDA 0
<b>Bilateral</b>	<b>0.0</b>	<b>0.0</b>	<b>0.0</b>	<b>0.0</b>	<b>-</b>	<b>-</b>	<b>-</b>	
GOC	0.0	0.0	0.0	0.0	-	-	-	
GOK	0.0	0.0	0.0	0.0	-	-	-	GOF 0
GOSA	0.0	0.0	0.0	0.0	-	-	-	GOT 0
IEB	0.0	0.0	0.0	0.0	-	-	-	CEB 0
CEB	0.0	0.0	0.0	0.0	-	-	-	IEB 0
GOT	0.0	0.0	0.0	0.0	-	-	-	GOSA 0
GOF	0.0	0.0	0.0	0.0	-	-	-	GOK 0
								GOC 0
<b>Domestic Revenue (excluding gra</b>	<b>#NAME?</b>	<b>404.3</b>	<b>404.3</b>	<b>404.3</b>	<b>-</b>	<b>-</b>	<b>-</b>	
<b>Fiscal Year GDP</b>	<b>3084.0</b>	<b>3084.0</b>	<b>3084.0</b>	<b>3084.0</b>	<b>0.0%</b>	<b>0.0%</b>	<b>0.0%</b>	
<b>Exports</b>	<b>555.1</b>	<b>555.1</b>	<b>555.1</b>	<b>515.0</b>	<b>0.0%</b>	<b>0.0%</b>	<b>7.8%</b>	
<b>Remittances</b>	<b>131.9</b>	<b>131.9</b>	<b>131.9</b>	<b>131.9</b>	<b>0.0%</b>	<b>0.0%</b>	<b>0.0%</b>	

Sources : Macro-Fiscal File, CSDRMS, Loan docume Please Note: This report is valid until the 20th of month following the month of consideration. At this point please request a new copy

Disclaimer: All figures used in this snapshot are correct at the time of production, however they are subject to revision

Produced and Published by: Debt Management Unit – Ministry of Finance and Development Planning, [dmu@mfdp.gov.lr](mailto:dmu@mfdp.gov.lr)



