


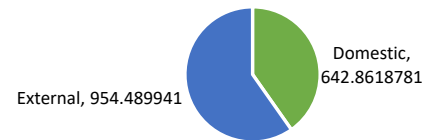


Ministry of Finance and Development Planning Republic of Liberia
Public and Publicly Guaranteed Debt
Monthly Flash

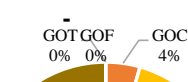
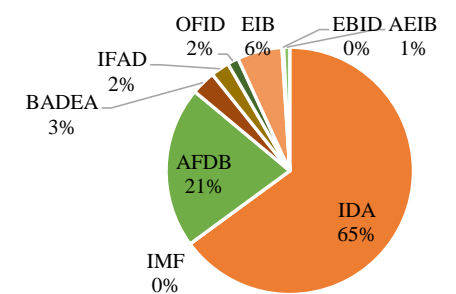


Debt Bulletin as at end of Feb_2021

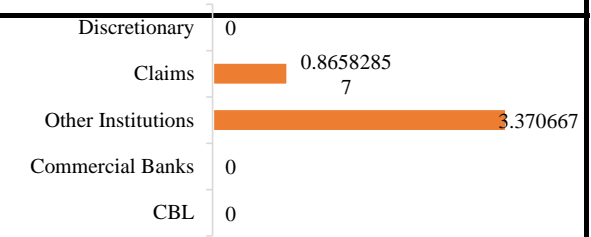
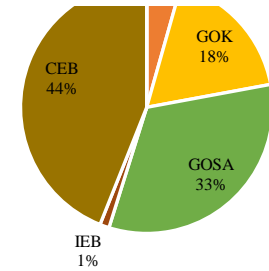
Year :	2021	Month :	Feb							
	Current	Q Prior	2Q Prior	FY Prior	Variations					
Year (Million USD)	Feb_2021	Nov_2020	Aug_2020	Feb_2020	%DiffQ Prior	%Diff2Q Prior	%DiffFY Prior	% of GDP	% of Revenue	% of Exports
Total Debt Stock	1597.4	1583.0	1578.0	1466.6	0.9%	1.2%	8.9%	51.8%	-	287.7%



Domestic	642.9	644.5	650.3	604.4	-0.3%	-1.1%	6.4%	20.8%	-	115.8%
CBL	487.5	487.5	487.5	487.5	0.0%	0.0%	0.0%			
Commercial Banks	102.1	98.5	99.4	65.2	4%	3%	56%			
Other Institutions	43.8	47.2	50.6	51.5	-7%	-13%	-15%			
Claims	9.5	11.3	12.9	0.2	-16%	-26%	5040%			
Discretionary	0.0	0.0	0.0	0.0	-	-	-			
External	954.5	938.5	927.7	862.2	1.7%	2.9%	10.7%	30.9%	-	171.9%
Multilateral	841.8	825.6	813.7	748.7	2.0%	3.5%	12.4%	27.3%	-	151.6%
IDA	546.7	541.8	526.1	478.7	0.9%	3.9%	14.2%			
IMF	0.0	0.0	0.0	0.0	-	-	-			
AFDB	177.9	167.8	167.7	157.1	6.0%	6.1%	13.2%			
BADEA	26.7	26.7	27.0	27.5	0.0%	-1.0%	-2.8%			
IFAD	20.4	18.9	18.7	18.4	8.5%	9.2%	11.3%			
OFID	12.3	12.5	12.7	12.2	-1.6%	-3.4%	1.1%			
EIB	49.3	49.3	52.9	52.9	0.0%	-6.8%	-6.8%			
EBID	1.8	1.9	1.9	1.9	-3.9%	-3.9%	-7.4%			
AEIB	6.7	6.7	6.7	0.0	0.0%	0.0%	-			
Bilateral	112.7	113.0	114.0	113.5	-0.3%	-1.1%	-0.7%	3.7%	-	20.3%
GOC	4.9	4.9	4.9	4.9	0.0%	0.0%	0.0%			



GOK	19.9	20.2	19.9	19.4	-1.5%	0.0%	2.6%			
GOSA	36.9	36.9	36.9	36.9	0.0%	0.0%	0.0%			
IEB	1.4	1.4	1.4	1.4	0.0%	0.0%	0.0%			
CEB	49.5	49.5	49.5	49.5	0.0%	0.0%	0.0%			
GOT	0.0	0.0	1.3	1.3	-	-100.0%	-100.0%			
GOF	0.0	0.0	0.0	0.0	-	-	-			
Total Debt Service	5.8	1.5	4.3	0.2	2.8	0.3	23.3	0.2%	-	1.0%
Principle Repayment	4.2	0.7	0.1	0.0	5.5	32.9	-			
Domestic	4.2	0.0	0.1	0.0	-	32.9	-			
CBL	0.0	0.0	0.0	0.0	-	-	-	Discretionary	0	
Commercial Banks	0.0	0.0	0.0	0.0	-	-	-	Claims	0.8658285	7
Other Institutions	3.4	0.0	0.0	0.0	-	-	-	Other Institutions	3.370667	
Claims	0.9	0.0	0.1	0.0	-	5.9	-	Commercial Banks	0	
Discretionary	0.0	0.0	0.0	0.0	-	-	-	CBL	0	
External	0.0	0.7	0.0	0.0	-1.0	-	-			
Multilateral	0.0	0.7	0.0	0.0	-1.0	-	-			
IDA	0.0	0.0	0.0	0.0	-	-	-	AEIB	0	
IMF	0.0	0.0	0.0	0.0	-	-	-	EBID	0	
AFDB	0.0	0.0	0.0	0.0	-	-	-	EIB	0	
BADEA	0.0	0.0	0.0	0.0	-	-	-	OFID	0	
IFAD	0.0	0.0	0.0	0.0	-	-	-	IFAD	0	
OFID	0.0	0.0	0.0	0.0	-	-	-	BADEA	0	
EIB	0.0	0.7	0.0	0.0	-1.0	-	-	AFDB	0	
EBID	0.0	0.0	0.0	0.0	-	-	-	IMF	0	
AEIB	0.0	0.0	0.0	0.0	-	-	-	IDA	0	
Bilateral	0.0	0.0	0.0	0.0	-	-	-			
GOC	0.0	0.0	0.0	0.0	-	-	-	GOF	0	
GOK	0.0	0.0	0.0	0.0	-	-	-	GOT	0	
GOSA	0.0	0.0	0.0	0.0	-	-	-	CEB	0	



IEB	0.0	0.0	0.0	0.0	-	-	-	IEB	0
CEB	0.0	0.0	0.0	0.0	-	-	-	GOSA	0
GOT	0.0	0.0	0.0	0.0	-	-	-	GOK	0
GOF	0.0	0.0	0.0	0.0	-	-	-	GOC	0
Subscription	0.0	0.0	1.4	0.0	-	-1.0	-		
Interest	1.6	0.9	2.8	0.2	0.8	-0.4	5.6		
Domestic	1.3	0.0	2.5	0.0	-	-0.5	-		
CBL	0.0	0.0	2.5	0.0	-	-1.0	-	Discretionary	0
Commercial Bank	1.3	0.0	0.0	0.0	-	-	-	Claims	0
Other Institutions	0.0	0.0	0.0	0.0	-	-	-	Other Institutions	0
Claims	0.0	0.0	0.0	0.0	-	-	-	Commercial Banks	1.28476246
Discretionary	0.0	0.0	0.0	0.0	-	-	-	CBL	0
External	0.3	0.9	0.2	0.2	-0.7	0.2	0.2		
Multilateral	0.3	0.8	0.2	0.2	-0.7	0.2	0.2		
IDA	0.2	0.6	0.1	0.1	-0.7	0.3	1.8	AEIB	0
IMF	0.0	0.0	0.0	0.0	-	-	-	EBID	0
AFDB	0.1	0.0	0.1	0.1	-	0.1	0.1	EIB	0
BADEA	0.0	0.0	0.0	0.0	-	-	-	OFID	0
IFAD	0.0	0.0	0.0	0.1	-	-	-1.0	IFAD	0
OFID	0.0	0.0	0.0	0.0	-	-	-	BADEA	0
EIB	0.0	0.3	0.0	0.0	-1.0	-	-	AFDB	0.10592671
EBID	0.0	0.0	0.0	0.0	-	-	-	IMF	0
AEIB	0.0	0.0	0.0	0.0	-	-	-	IDA	0.17699193
Bilateral	0.0	0.0	0.0	0.0	-1.0	-1.0	-1.0		
GOC	0.0	0.0	0.0	0.0	-	-	-	GOF	0
GOK	0.0	0.0	0.0	0.0	-1.0	-	-	GOT	0
GOSA	0.0	0.0	0.0	0.0	-	-	-	CEB	0
IEB	0.0	0.0	0.0	0.0	-	-1.0	-1.0	IEB	0
CEB	0.0	0.0	0.0	0.0	-	-	-	GOSA	0

GOT	0.0	0.0	0.0	0.0	-	-	-	GOK	0
GOF	0.0	0.0	0.0	0.0	-	-	-	GOC	0
Disbursement	0.0	0.0	3.3	0.8	-	-1.0	-1.0		
Multilateral	0.0	0.0	3.3	0.8	-	-1.0	-1.0		
IDA	0.0	0.0	2.2	0.8	-	-1.0	-1.0	AEIB	0
IMF	0.0	0.0	0.0	0.0	-	-	-	EBID	0
AFDB	0.0	0.0	0.7	0.0	-	-1.0	-	EIB	0
BADEA	0.0	0.0	0.0	0.0	-	-	-	OFID	0
IFAD	0.0	0.0	0.0	0.0	-	-	-	IFAD	0
OFID	0.0	0.0	0.4	0.0	-	-1.0	-	BADEA	0
EIB	0.0	0.0	0.0	0.0	-	-	-	AFDB	0
EBID	0.0	0.0	0.0	0.0	-	-	-	IMF	0
AEIB	0.0	0.0	0.0	0.0	-	-	-	IDA	0
Bilateral	0.0	0.0	0.0	0.0	-	-1.0	-		
GOC	0.0	0.0	0.0	0.0	-	-	-		
GOK	0.0	0.0	0.0	0.0	-	-1.0	-	GOF	0
GOSA	0.0	0.0	0.0	0.0	-	-	-	GOT	0
IEB	0.0	0.0	0.0	0.0	-	-	-	CEB	0
CEB	0.0	0.0	0.0	0.0	-	-	-	IEB	0
GOT	0.0	0.0	0.0	0.0	-	-	-	GOSA	0
GOF	0.0	0.0	0.0	0.0	-	-	-	GOK	0
								GOC	0
Domestic Revenue (excluding gra	#NAME?	404.3	404.3	404.3	-	-	-		
Fiscal Year GDP	3084.0	3084.0	3084.0	3084.0	0.0%	0.0%	0.0%		
Exports	555.1	555.1	555.1	515.0	0.0%	0.0%	7.8%		
Remittances	131.9	131.9	131.9	131.9	0.0%	0.0%	0.0%		
Sources : Macro-Fiscal File, CSDRMS, Loan documents Please Note: This report is valid until the 20th of month following the month of consideration. At this point please request a new copy									
Disclaimer: All figures used in this snapshot are correct at the time of production, however they are subject to revision									
Produced and Published by: Debt Management Unit – Ministry of Finance and Development Planning, dmu@mfdp.gov.lr									

